BaiFa POWER

BaiFa POWER

Add: No. 972, Antai 3rd Road, Xishan Eco & Tech
Development Zone, Wuxi, Jiangsu , China. 214106
Web: www.baifapower.com
Tel: +86 510 85342633
Fax: +86 510 85345555-113/160
E-mail: marketing@baifapower.com

Comprehensive Solutions For Power Generation
Fully Advanced · Reliable · Environmental

Headquarters

Branch Office

Distributor

Agent

Drive the dream

Power the future

Content

01

Global footprint 01

About Baifa 04

History 06

R&D Service 08

Manufacture 09

02

Industrial Power 12

Baifa - C series 14

Baifa - V series 18

Baifa - M series 22

Baifa - P series 24

Baifa - SC series 28

Baifa - DW series 30

Baifa - SM series 32

Baifa - BD series 34

Baifa - K series 36

Baifa - BF series 37

Marine Power 38

Lighting Tower 40

03

Case & Power Solution 42

WHY BAIFA

Baifa, located in Wuxi, near Shanghai, which is the flourishing area of the world manufacturing, owns one of the largest manufacturing bases of diesel generator sets, marine diesel generator sets, green energy fuel generator sets and lighting towers in Asia, even in globe, covering an area of 60,000 sq.m, and with a 34,000 sq.m. assembly workshop. Baifa has long-term cooperation with world leading companies such as VOLVO PENTA, CUMMINS,STAMFORD, MTU, PERKINS, SME MITSUBISHI, SCANIA, BAUDOUIN and etc. With a range from 8KW to 3000KW, Baifa products cover types of general and special field.

The success of our business relys on the spirit of our culture "Integrity and Honesty", we pursuit solutions with great enthusiasm, customer needs are our priority and we pay more attention to those details.

With compelling quality and service, Baifa has built a good reputation with customers in the area of generator sets, our products are exported to over 115 countries and regions, over 500 million dollars till 2018.

Our future is to became one of the world most prestigious generator sets manufacturers, and designing for more reliable, safe, efficient and easy to use products. To help our customers gain more value and confidence on our products and projects, we will be more focus on cost cutting while improving the quality.

'One stop' comprehensive solutions for power generation.

HISTORY

6,000 generator sets one year

60,000 sq.m plant

34,000 sq.m workshop

180 employees

CE

ISO9001

ISO14001

ISO18001

1992

Initially founded in Kunming, Yunnan Province, China.

1998

Became favourable OEM cooperative partnership with the global-famous VOLVO PENTA.

2001

Baifa headquarters moved to Wuxi National High-Technical Industrial Development Zone in Jiangsu Province, China. Honourably won the OEM authorization award by MTU with high-voltage diesel power generators.

2002

Honourably received the ISO9001 quality management approval & the Network Access License for Telecommunication Equipment awarded by Ministry of IT industry PRC.

2005

New workshop of 12000 square meters floor areas put into use.

Honourably received the ISO 14000 environment management system standard, which is awarded to Enterprise of Jiangsu Province- and Top 100 industries of Wuxi.

2006

Baifa supplied special diesel generator sets to UN peace-keeping projects in Tansania. Baifa supplied 50 units of 1000KVA containerized & soundproof generators for Humanitarian project in Africa. 50 units are synchronized to be one 50MVA diesel power station with automatic parallel system and central monitoring system.

2008

Annual sales revenue exceeds eighty million USD, export reaches more than half of company sales.

2009

Became MTU one of the most important global partners, annual purchase on MTU engine/parts exceeding a value of 10 million EURO.

2012

Baifa established its subsidiary brand BaifaPower(Wuxi) with 30 million USD registered capital and a total investment of 60 million USD.

2013

Baifa honorably received famous trademark title by Jiangsu Province Government.

2015

Baifa Power (Wuxi)' s new site with total floor areas of 60000 square meters and state-of-art production-manufacturing technology, it is scheduled to put into use during 2015.

The new site is predicted to be one of the largest diesel generators manufacturing base in the China or around the world.

Now

2017
25th
Anniversary of
Baifa power





Your instant choice of Baifa products ,
Your constant support from candid , reliable and thoughtful partner.

R&D Service

Our conception of Baifa gen-sets is advanced technology,
reliable quality and environmental-friendly.
With this conception,
Baifa keeps up-to-date technology and improvement of quality all the time

Manufacture

Baifa excellent products are not only originates from scientific management and advanced manufacturing technique, but also Baifa people' s continuous quality awareness. From outsourcing inspection, engine machining, electric assembly to spray-paint, each manufacturing procedures are under strict quality control

Manufacture

Baifa

Members are carefully working to keep our brand with great reputation of its high reliable and high quality.

From unit dimensions, installations, welding, paint coating to final finishing. The complete testing system ensures the quality, efficiency & durability of each genset. Each genset will have the stability test and instantaneous test, also test power rating current, insulation condition, sudden load, sudden unload and various control functions etc. We make sure every units delivered to our clients are at top class.

Baifa® Industrial Power

Baifa is devoting itself with great enthusiam

to become one of the

leading power generation

manufacturers in the international lines

Naming rules

Engine brand	
C	powered by Cummins
P	powered by Perkins
V	powered by Volvo Penta
SC	powered by Scania
M	powered by MTU
SM	powered by Mitsubishi SME
DW	powered by Doosan
BD	powered by Baudouin
K	powered by Kubota
BF	powered by Faw

BF-V275RS-III-60

- Baifa
- Engine Brand
- Power rating KVA
- Rental
- Soundproof
- Stage / Tier emission
- Frequency

Cooperate partner

Cummins, VOLVO PENTA, mtu, SME, SCANIA, Perkins, Kubota, DOOSAN, MOTEURS Baudouin, ComAp, STAMFORD AvK, DSE

Baifa - C series

25KVA — 2500KVA — 50Hz

30KVA — 2500KVA — 60Hz

50 Hz | 60 Hz

Baifa - C series unit selects the Cummins engine.

Baifa has been cooperating with Cummins for more than 22 years, Baifa-C series high reliability, low applied cost has won the industrial and mining enterprises and other industry preference.
Baifa - C series power section of the product has excellent load acceptance performance, advanced economy, power performance and reliability, long service life etc.

Easy service and maintance

Adapt to harsh environment high altitude, extreme hot and cold environment

24 / 7
Global after-sales service and spare parts supply

Cummins Engine

- Full range
- 50 degree ambient temperature approved
- Low operational cost
- Parts accessibilities
- Global warranty and service
- HV available

Application

Standby: Hospital, Small to big size factories, Malls and buildings, Residential, Airport & stations

Prime or continuous: Mining, Power station, Farming, Oil & gas, Rental power, High altitude application, Extreme hot region application, Pump application, Sports and events, Small to big size factories

50 Hz

Powered by Cummins | 400V, 1500RPM, 50Hz

Baifa Model	Power		Diesel Engine		Alternator	Control System	Dimension (L*W*H)mm		Fuel Cons	Displacement	Cylinder	Gov
	Standby KVA	Prime KVA	Brand	Model	Stamford		Open Type	Standard Soundproof	75%(L/H)	(L)		
BF-C28	28	25	CUMMINS (DCEC)	4B3.9-G1	S0L2-M1	Standard: ComAp MRS3 LCD Options: ComAp InteliLite 9	1760*760*1380	2290*1060*1680	5.5	3.9	4	M
BF-C30	30	27.5		4B3.9-G1	S0L2-P1		1760*760*1380	2290*1060*1680	6.0	3.9	4	M
BF-C40	44	40		4BT3.9-G1	S1L2-K1		1760*760*1380	2290*1060*1680	7.9	3.9	4	M
BF-C65	65	60		4BTA3.9-G2	S1L2-Y1		1760*760*1380	2440*1060*1680	10.3	3.9	4	E
BF-C70Q	69	62.5		QSB3.9-G2	S1L2-Y1		1800*760*1380	2810*1140*1830	12.6	3.9	4	E
BF-C80	80	72.5		4BTA3.9-G11	UCI 224F1		1760*760*1380	2440*1060*1680	12.0	3.9	4	E
BF-C90	90	80		4BTA3.9-G11	UCI 224G1		1760*760*1380	2600*1060*1680	12.0	3.9	4	E
BF-C90Q	90	81		QSB3.9-G3	UCI 224G1		1760*760*1380	2810*1140*1830	13.4	3.9	4	E
BF-C103	102	94		6BT5.9-G1	UCI 274C1		2300*830*1700	2810*1140*1830	15.6	5.9	6	M
BF-C110	109	100		6BT5.9-G2	UCI 274C1		2300*830*1700	2810*1140*1830	17.2	5.9	6	E
BF-C110Q	110	100		QSB5.9-G2	UCI 274C1		2300*830*1700	2810*1140*1830	20.1	5.9	6	E
BF-C125	125	115		6BTA5.9-G2	UCI 274D1		2300*830*1700	3230*1170*1800	19.3	5.9	6	E
BF-C140Q	140	125		QSB5.9-G3	UCI 274E1		2350*830*1700	3230*1170*1800	22.6	5.9	6	E
BF-C142	142	130		6BTAA5.9-G2	UCI 274E1		2350*830*1700	3230*1170*1800	21.2	5.9	6	E
BF-C170	170	156		6BTAA5.9-G12	UCI 274F1		2390*860*1850	3230*1170*1800	24.6	5.9	6	E
BF-C175	175	160		6CTA8.3-G1	UCI 274F1		2390*860*1850	3230*1170*1800	29.7	8.3	6	E
BF-C200	200	180		6CTA8.3-G1	UCI 274G1		2390*860*1850	3230*1170*1800	29.7	8.3	6	E
BF-C200	200	180		6CTA8.3-G2	UCI 274G1		2390*860*1850	3230*1170*1800	29.7	8.3	6	E
BF-C200Q	200	180		QSB6.7-G4	UCI 274G1		2390*860*1850	3230*1170*1800	31.8	6.7	6	E
BF-C220	220	200		6CTAA8.3-G2	UCI 274H1		2450*960*1850	3590*1150*2050	32.2	8.3	6	E
BF-C275D	275	250		6LTAA8.9-G2	UCDI 274K1		2500*960*1850	3590*1150*2050	38.3	8.9	6	E
BF-C275Q	275	250		QSL8.9-G4	UCDI 274K1		2500*1200*1850	3590*1310*2050	46.1	8.9	6	E
BF-C350D	340	310		6LTAA9.5-G1	S4L1D-D41		2500*1160*1850	3890*1460*2150	48.0	9.5	6	E
BF-C500DQ	500	450		QSZ13-G3	S4L1D-G41		3400*1258*2050	4630*1660*2250	67.7	13	6	E
BF-C275N	275	250	CUMMINS (CCEC)	NT855-GA	UCDI 274K1	Standard: ComAp InteliLite 9	3020*1100*1850	3890*1460*2150	39.3	14	6	E
BF-C350	325	300		MTAA11-G3	S4L1D-D41		3020*1100*1850	3890*1460*2150	44.9	10.8	6	E
BF-C360	350	320		NTA855-G1B	S4L1D-E41		3020*1100*1850	4230*1460*2150	53.5	14	6	E
BF-C375	375	344		NTA855-G2A	S4L1D-E41		3020*1100*1850	4230*1460*2150	53.5	14	6	E
BF-C400	388	350		NTA855-G4	S4L1D-E41		3020*1100*1850	4230*1460*2150	56.0	14	6	E
BF-C412	412	375		NTAA855-G7	S4L1D-F41		3090*1100*1850	4230*1460*2150	62.2	14	6	E
BF-C440Q	438	400		QSNT-G3	S4L1D-F41		3090*1100*1850	4630*1660*2250	67.4	14	6	E
BF-C450	450	NA		NTAA855-G7A	S4L1D-F41		3090*1100*1850	4230*1460*2150	71.8	14	6	E
BF-C500	500	450		KTA19-G3	S4L1D-G41		3400*1258*2050	4630*1660*2250	72.8	19	6	E
BF-C550	550	500		KTA19-G3A	S5L1D-C4		3400*1258*2050	4630*1660*2250	80.0	19	6	E
BF-C550	550	500		KTA19-G4	S5L1D-C4		3400*1258*2050	4630*1660*2250	80.0	19	6	E
BF-C650	650	NA		KTA19-G8	HCI 544E1		3650*1500*2050	4630*1660*2250	NA	19	6	E
BF-C660	650	575		KTAA19-G6	HCI544E1		3650*1638*2050	5030*1860*2550	94.6	19	6	E
BF-C688	688	NA		KTAA19-G6A	HCI 544FS1		3650*1638*2050	5030*1860*2550	NA	19	6	E
BF-C700Q	700	635		QSK19-G4	HCI 544FS1		3650*1638*2050	5030*1860*2550	106.8	19	6	E
BF-C825	825	750		KTA38-G2	S5L1D-H4		4550*2100*2320	ISO 20'ft GP	127.3	38	12V	E
BF-C880	880	800		KTA38-G2B	S6L1D-C4		4550*2100*2320	ISO 20'ft GP	125.6	38	12V	E
BF-C1000	1000	910		KTA38-G2A	S6L1D-D4		4550*2100*2320	ISO 20'ft GP	145.1	38	12V	E
BF-C1100	1100	1000		KTA38-G5	S6L1D-E4		4750*2100*2320	ISO 20'ft GP	158.2	38	12V	E
BF-C1250	1250	NA		KTA38-G9	S6L1D-F4		4750*2100*2320	ISO 20'ft GP	NA	38	12V	E
BF-C1375Q	1375	1250		QSK38-G5	S6L1D-G4		5000*2200*2500	ISO 20'ft GP	202.3	38	12V	E
BF-C1375	1375	1250		KTA50-G3	S6L1D-G4		5000*2200*2500	ISO 20'ft GP	195.9	50	16V	E
BF-C1500	1540	1400		KTA50-G8	S6L1D-H4		5820*2200*2800	NA	222.0	50	16V	E
BF-C1500E	1650	1400		KTA50-G8	S7L1D-C4		5820*2200*2800	NA	222.0	50	16V	E
BF-C1600	1650	1500		KTA50-GS8	S7L1D-C4		5820*2200*2800	ISO 20'ft GP	238.5	50	16V	E
BF-C700V	700	635	CUMMINS (India)	VTA28-G5	HCI 544FS1		3650*1750*2050	ISO 20'ft GP	104.0	28	12 V	E
BF-C825V	825	750		VTA28-G6	S5L1D-H4		3850*1750*2050	ISO 20'ft GP	122.0	28	12 V	E
BF-C2060Q	2062	1875	CUMMINS (UK)	QSK60-G3	S7L1D-F4		5820*2200*2800	ISO 40'ft HQ	270.9	60.2	16V	E
BF-C2250Q	2250	2050		QSK60-G4	PI 734F or S7L1D-G4		5820*2200*2800	ISO 40'ft HQ	296.2	60.2	16V	E
BF-C2500Q	2500	2250		QSK60-G21	S7L1D-J4 or PI 734H1		5820*2200*2800	ISO 40'ft HQ	363.4	60.2	16V	E

60 Hz

Powered by Cummins | 440V, 1800RPM, 60Hz

Baifa Model	Power		Diesel Engine		Alternator	Control System	Dimension (L*W*H)mm		Fuel Cons	Displacement	Cylinder	Gov
	Standby KVA	Prime KVA	Brand	Model	Stamford		Open Type	Standard Soundproof	75%(L/H)	(L)		
BF-C28-60	33	30	CUMMINS (DCEC)	4B3.9-G2	S0L2-P1	Standard: ComAp MRS3 LCD Options: ComAp InteliLite 9	1760*760*1380	2290*1060*1680	6.8	3.9	4	M
BF-C40-60	50	45		4BT3.9-G2	S0L2-N1		1760*760*1380	2290*1060*1680	8.4	3.9	4	E
BF-C65-60	68	62.5		4BTA3.9-G2	UCI224D1		1760*760*1380	2440*1060*1680	11.9	3.9	4	E
BF-C70-60	70	65		4BTA3.9-G2	SIL2-Y1		1760*760*1380	2440*1060*1680	11.9	3.9	4	E
BF-C75-60	77	70		4BTA3.9-G11	UCI224E1		1760*760*1380	2440*1060*1680	12.5	3.9	4	E
BF-C80-60	95	85		4BTA3.9-G11	UCI224F1		1760*760*1380	2440*1060*1680	14.0	3.9	4	E
BF-C90-60	100	90		4BTA3.9-G11	UCI224G1		1760*760*1380	2600*1060*1680	15.6	3.9	4	E
BF-C105-60	120	110		6BT5.9-G2	UCI274C1		2300*830*1700	2810*1140*1830	20.8	5.9	6	E
BF-C110-60	138	125		6BT5.9-G2	UCI274D1		2300*830*1700	2810*1140*1830	21.9	5.9	6	E
BF-C125-60	145	130		6BTA5.9-G2	UCI 274D1		2300*830*1700	3230*1170*1800	22.8	5.9	6	E
BF-C142-60	156	145		6BTAA5.9-G2	UCI274E1		2350*830*1700	3230*1170*1800	23.4	5.9	6	E
BF-C170-60	180	168		6BTAA5.9-G12	UCI274E1		2390*860*1850	3230*1170*1800	29.2	5.9	6	E
BF-C200-60	212	200		6CTA8.3-G2	UCI274G1		2390*860*1850	3230*1170*1800	34.3	8.3	6	E
BF-C220-60	250	230		6CTAA8.3-G2	UCI274H1		2450*960*1850	3590*1150*2050	37.8	8.3	6	E
BF-C275D-60	275	250		6LTAA8.9-G2	UCDI 274J1		2500*960*1850	3590*1150*2050	41.6	8.9	6	E
BF-C300D-60	306	280		6LTAA8.9-G3	UCDI 274J1		2500*960*1850	3590*1150*2050	44.4	8.9	6	E
BF-C350D-60	330	300		6LTAA9.5-G1	UCDI 274K1		2500*1060*1850	3590*1250*2050	50.0	9.5	6	E
BF-C500DQ-60	500	460		QSZ13-G3	S4L1D-F41		3400*1258*2050	4630*1660*2250	75.7	13	6	E
BF-C312-60	344	310	CUMMINS (CCEC)	NTA855-G1	S4L1D-C41	Standard: ComAp InteliLite 9	3020*1100*1850	4230*1460*2150	56.1	14	6	E
BF-C360-60	375	344		NTA855-G1B	S4L1D-D41		3020*1100*1850	4230*1460*2150	61.7	14	6	E
BF-C400-60	435	400		NTA855-G3	S4L1D-E41		3020*1100*1850	4230*1460*2150	66.0	14	6	E
BF-C440-60	500	438		KTA19-G2	S4L1D-F41		3400*1258*2050	4630*1660*2250	76.0	19	6	E
BF-C500-60	500	460		KTA19-G3	HCI 544C1		3400*1258*2050	4630*1660*2250				
BF-C550-60	625	562		KTA19-G3A	HCI 544D1		3400*1258*2050	4630*1660*2250	83.4	19	6	E
BF-C550-60	625	562		KTA19-G4	HCI 544D1		3400*1258*2050	4630*1660*2250				
BF-C688-60	750	NA		KTAA19-G6A	HCI 544E1		3650*1638*2050	5030*1860*2550	106.5	19	6	E
BF-C700Q-60	750	688		QSK19-G5	HCI 544E1		3650*1638*2050	5030*1860*2550	120.0	19	6	E
BF-C700-60	850	775		KT38-G	HCI 544F1		4550*2100*2320	ISO 20'ft GP	118.0	38	12V	E
BF-C825-60	1000	910		KTA38-G2	S6L1D-C4		4550*2100*2320	ISO 20'ft GP	157.0	38	12V	E
BF-C1000-60	1100	1000		KTA38-G2A	S6L1D-D4		4550*2100*2320	ISO 20'ft GP	164.0	38	12V	E
BF-C1100-60	1250	1125		KTA38-G4	S6L1D-E4		4750*2100*2320	ISO 20'ft GP	190.0	38	12V	E
BF-C1250-60	1375	NA		KTA38-G9	S6L1D-F4		5000*2200*2500	ISO 20'ft GP	271.0	38	12V	E
BF-C1375-60	1562	1420		KTA50-G3	S6L1D-G4		5000*2200*2500	ISO 20'ft GP	222.0	50	16V	E
BF-C1600-60	1760	1600		KTA50-G9	PI 734B1		5820*2200*2800	ISO 20'ft HQ	257.0	50	16V	E
BF-C1600-60	1875	1600		KTA50-G9	S7L1D-C4		5820*2200*2800	ISO 20'ft HQ	257.0	50	16V	E
BF-C700V-60	750	682	CUMMINS (India)	VTA28-G5	HCI 544E1		4000*1750*2050	5800*1800*2550	118.0	28	12V	E
BF-C2500Q-60	2500	2280	CUMMINS (UK)	QSK60-G6	PI 734G or S7L1D-G4		5820*2300*2600	ISO 40'ft GP	390.7	60	16V	E

Baifa - V series

85KVA 770KVA 50Hz

92KVA 800KVA 60Hz

50 Hz 60 Hz

Baifa is one of Volvo Penta' s largest OEM in China, our cooperation relationship was built back in 1997. For past two decades, Baifa was always pursuing Volvo' s three core: Quality, Safety and Environmental Protection

Baifa V-series is compelling for its quality and environmental consciousness as it is highly efficient and achieving Euro Stage II, Stage III, EPA TIER 4F and Stage V emission standards

The engine design overhaul period of more than 25000 hours for the first time

Better make the engine more fuel-efficient (an average of 198 g/KWH)

Adapt to harsh environment high altitude, extreme hot and cold environment

Volvo Engine

- Medium range
- Low noise
- Low fuel consumption
- Low emission (Tier 2, Tier 3, Tier 4F, Stage 5)
- Low footprint
- Longer service interval
- Longer overhaul interval
- 55 degree ambient temperature approved
- ISO8528 G3 load taking
- Made in EUROPE
- Global warranty and service
- Full range dual speed engine

Application

Standby: Suitable of all small to medium size industrial application

Prime or continuous: Mining, Power station, Farming, Oil & gas, Port and off - shore, On road or off-road mobile power (power truck), Rental power, Heavy construction equipment, High altitude application, Extreme hot region application, Extreme cool region application, Pump application, Sports and events, Small to medium size factories



50 Hz

Powered by Volvo Penta | 400V, 1500RPM, 50Hz, Stage II / Tier 2

Baifa Model	Power		Diesel Engine		Alternator	Control System	Dimension (L*W*H)mm		Fuel Cons	Displacement	Cylinder	Gov
	Standby KVA	Prime KVA	Brand	Model	Stamford		Open Type	Standard Soundproof	75%(L/H)	(L)		
BF-V94	94	85	VOLVO (Germany)	TAD530GE	UCI 224G1	Standard: ComAp InteliLite 9	1840*900*1550	2810*1140*1830	14.5	4.76	4	E
BF-V109	109	100		TAD531GE	UCI 274C1		2150*900*1550	2810*1140*1830	16.8	4.76	4	E
BF-V142	142	130		TAD532GE	UCI 274E1		2150*900*1550	2810*1140*1830	20.8	4.76	4	E
BF-V165	165	150		TAD731GE	UCI 274F1		2410*930*1650	3250*1170*1800	24.6	7.15	6	E
BF-V206	206	188		TAD732GE	UCI 274H1		2550*930*1670	3590*1310*2050	30.2	7.15	6	E
BF-V220	220	200		TAD733GE	UCI 274H1		2550*930*1670	3590*1310*2050	32.2	7.15	6	E
BF-V275	275	250		TAD734GE	UCDI 274K1		2580*930*1670	3590*1310*2050	41.0	7.15	6	E
BF-V340	340	310	VOLVO (Sweden)	TAD1341GE	S4L1D-D41		3100*1120*1788	3890*1460*2150	45.8	12.78	6	E
BF-V350	346	315		TAD1341GE	S4L1D-E41		3100*1120*1788	4230*1460*2150	45.8	12.78	6	E
BF-V385	385	350		TAD1342GE	S4L1D-E41		3100*1120*1788	4230*1460*2150	50.6	12.78	6	E
BF-V415	415	380		TAD1343GE	S4L1D-F41		3100*1120*1788	4230*1460*2150	55.0	12.78	6	E
BF-V450	450	410		TAD1344GE	S4L1D-F41		3100*1120*1788	4230*1460*2150	60.5	12.78	6	E
BF-V500	500	450		TAD1345GE	S4L1D-G41		3100*1120*1788	4230*1460*2150	66.5	12.78	6	E
BF-V550	550	500		TAD1641GE	S5L1D-C4		3400*1270*1974	4630*1660*2250	73.0	16.12	6	E
BF-V670	660	600		TAD1642GE	HCI 544E1		3400*1270*1974	4630*1660*2250	87.5	16.12	6	E
BF-V690	688	625		TWD1643GE	ECO 40-1.5L (Mecc Alte)		3400*1400*2100	5030*1660*2550	90.9	16.12	6	E
BF-V700	700	630		TWD1643GE	HCI 544FS1		3400*1400*2100	5030*1660*2550	91.3	16.12	6	E
BF-V770	770	700		TWD1645GE	S5L1D-G4		3400*1400*2100	5030*1660*2550	102.7	16.12	6	E

Powered by Volvo Penta | 400V, 1500RPM, 50Hz, Stage III /Tier 3

Baifa Model	Power		Diesel Engine		Alternator	Control System	Dimension (L*W*H)mm		Fuel Cons	Displacement	Cylinder	Gov
	Standby KVA	Prime KVA	Brand	Model	Stamford		Open Type	Standard Soundproof	75%(L/H)	(L)		
BF-V95-III	94	85	VOLVO Tier 3 (Germany)	TAD550GE	UCI 224G1	Standard: ComAp InteliLite 9	1840*900*1550	2810*1140*1830	16.7	4.76	4	E
BF-V110-III	110	100		TAD551GE	UCI 274C1		2150*900*1550	2810*1140*1830	20.8	4.76	4	E
BF-V145-III	143	130		TAD750GE	UCI 274E1		2410*930*1650	3250*1170*1800	23.6	7.15	6	E
BF-V170-III	168	152		TAD751GE	UCI 274F1		2410*930*1650	3250*1170*1800	27.2	7.15	6	E
BF-V200-III	200	182		TAD752GE	UCI 274H1		2550*930*1670	3590*1310*2050	29.6	7.15	6	E
BF-V220-III	220	200		TAD753GE	UCI 274H1		2550*930*1670	3590*1310*2050	32.1	7.15	6	E
BF-V275-III	275	250		TAD754GE	UCDI 274K1		2580*930*1670	3590*1310*2050	42.5	7.15	6	E
BF-V360-III	358	325	VOLVO Tier 3 (Sweden)	TAD1351GE	S4L1D-E41		3100*1120*1788	4230*1460*2150	49.7	12.78	6	E
BF-V400-III	400	350		TAD1354GE	S4L1D-E41		3100*1120*1788	4230*1460*2150	55.0	12.78	6	E
BF-V400-III	415	360		TAD1354GE	S4L1D-E41		3100*1120*1788	4230*1460*2150	55.0	12.78	6	E
BF-V420-III	420	380		TAD1354GE	S4L1D-F41		3100*1120*1788	4230*1460*2150	58.1	12.78	6	E
BF-V450-III	450	410		TAD1355GE	S4L1D-F41		3100*1120*1788	4230*1460*2150	63.0	12.78	6	E
BF-V500-III	500	450		TAD1650GE	S4L1D-G41		3400*1270*1974	4630*1660*2250	68.9	16.12	6	E
BF-V550-III	550	500		TAD1651GE	S5L1D-C4		3400*1270*1974	4630*1660*2250	73.0	16.12	6	E
BF-V660-III	660	600		TWD1652GE	HCI 544E1		3400*1400*2100	5030*1660*2550	94.1	16.12	6	E
BF-V690-III	688	625		TWD1653GE	ECO 40-1.5L (Mecc Alte)		3400*1400*2100	5030*1660*2550	97.9	16.12	6	E
BF-V700-III	700	630		TWD1653GE	HCI 544FS1		3400*1400*2100	5030*1660*2550	98.2	16.12	6	E
BF-V720-III	720	650		TWD1653GE	ECO 40-2L (Mecc Alte)		3400*1400*2100	5030*1660*2550	101.7	16.12	6	E
BF-V720-III	720	650		TWD1653GE	HCI 544F1		3400*1400*2100	5030*1660*2550	101.4	16.12	6	E

60 Hz

Powered by Volvo Penta | 440V, 1800RPM, 60Hz, Stage II / Tier 2

Baifa Model	Power		Diesel Engine		Alternator	Control System	Dimension (L*W*H)mm		Fuel Cons	Displacement	Cylinder	Gov
	Standby KVA	Prime KVA	Brand	Model	Stamford		Open Type	Standard Soundproof	75%(L/H)	(L)		
BF-V142-60	145	131	VOLVO (Germany)	TAD532GE	UCI 274D1	Standard: ComAp InteliLite 9	2150*900*1550	2810*1140*1830	22.5	4.76	4	E
BF-V206-60	220	200		TAD732GE	UCI 274G1		2550*930*1670	3590*1250*2050	34	7.15	6	E
BF-V220-60	248	223		TAD733GE	UCI 274H1		2550*930*1670	3590*1250*2050	38,.1	7.15	6	E
BF-V275-60	286	260		TAD734GE	UCDI 274J1		2600*1120*1761	3590*1250*2050	39	7.15	6	E
BF-V350-60	375	340	VOLVO (Sweden)	TAD1341GE	S4L1D-D41		3100*1120*1788	4230*1460*2150	51.6	12.78	6	E
BF-V385-60	440	400		TAD1342GE	S4L1D-E41		3100*1120*1788	4230*1460*2150	61.1	12.78	6	E
BF-V415-60	450	410		TAD1343GE	S4L1D-E41		3100*1120*1788	4230*1460*2150	62.5	12.78	6	E
BF-V450-60	500	455		TAD1344GE	S4L1D-F41		3100*1120*1788	4230*1460*2150	69.2	12.78	6	E
BF-V550-60	642	570		TAD1641GE	HCI 544D1		3400*1270*1974	4630*1660*2250	87.7	16.12	6	E
BF-V670-60	688	625		TAD1642GE	HCI 544E1		3400*1270*1974	4630*1660*2250	95.3	16.12	6	E
BF-V700-60	750	688		TWD1643GE	HCI 544E1		3400*1400*2100	5030*1650*2550	102.2	16.12	6	E
BF-V770-60	800	725		TWD1645GE	HCI 544FS1		3400*1400*2100	5030*1650*2550				

Powered by Volvo Penta | 440V, 1800RPM, 60Hz, Tier 3

Baifa Model	Power		Diesel Engine		Alternator	Control System	Dimension (L*W*H)mm		Fuel Cons	Displacement	Cylinder	Gov
	Standby KVA	Prime KVA	Brand	Model	Stamford		Open Type	Standard Soundproof	75%(L/H)	(L)		
BF-V95-III-60	107	97	VOLVO (Germany) Stage IIIA / Tier 3	TAD550GE	UCI 224G1	Standard: ComAp InteliLite 9	1840*900*1550	2810*1140*1830	19.7	4.76	4	E
BF-V110-III-60	125	115		TAD551GE	UCI 274C1		2150*900*1550	2810*1140*1830	23.9	4.76	4	E
BF-V145-III-60	162	144		TAD750GE	UCI 274E1		2410*930*1650	3250*1170*1800	27	7.15	6	E
BF-V170-III-60	190	170		TAD751GE	UCI 274F1		2410*930*1650	3250*1170*1800	32.3	7.15	6	E
BF-V200-III-60	220	200		TAD752GE	UCI 274G1		2550*930*1670	3590*1250*2050	39.1	7.15	6	E
BF-V220-III-60	253	230		TAD753GE	UCI 274H1		2550*930*1670	3590*1250*2050	38	7.15	6	E
BF-V275-III-60	287	260		TAD754GE	UCDI 274J1		2580*930*1670	3590*1250*2050	49.2	7.15	6	E
BF-V360-III-60	375	340	VOLVO (Sweden) Stage IIIA / Tier 3	TAD1351GE	S4L1D-D41		3100*1120*1788	4230*1460*2150	56.1	12.78	6	E
BF-V400-III-60	437	400		TAD1352GE or TAD1354GE	S4L1D-E41		3100*1120*1788	4230*1460*2150	64	12.78	6	E
BF-V500-III-60	568	516		TAD1650GE	S4L1D-G41		3400*1270*1974	4630*1660*2250	81.3	16.12	6	E
BF-V550-III-60	640	580		TAD1651GE	HCI 544D1		3400*1270*1974	4630*1660*2250	85.7	16.12	6	E

Powered by Volvo Penta | 480V, 1800RPM, 60Hz, Tier 4f

Baifa Model	Power		Diesel Engine			Alternator	Dimension (L*w*h)mm
	Standby KVA	Prime KVA	Brand	Model	Emission	Stamford	Open Type
BF-V100-4F	102	92	VOLVO Tier 4f	TAD570VE	Tier 4f	UCI224F1	1840*900*1550
BF-V130-4F	130	117		TAD571VE	Tier 4f	UCI274C1	2150*900*1550
BF-V165-4F	165	150		TAD572VE	Tier 4f	UCI274E1	2150*900*1550
BF-V195-4F	194	176		TAD871VE	Tier 4f	UCI274E1	2550*930*1670
BF-V220-4F	220	200		TAD872VE	Tier 4f	UCI274F1	2550*930*1670
BF-V250-4F	253	228		TAD873VE	Tier 4f	UCI274H1	2650*930*1670
BF-V290-4F	292	263		TAD1171VE	Tier 4f	UCDI 274J1	2800*1000*1670
BF-V315-4F	317	286		TAD1371VE	Tier 4f	UCDI 274J1	3100*1120*1788
BF-V350-4F	352	317		TAD1372VE	Tier 4f	S4L1D-C14	3100*1120*1788
BF-V385-4F	387	348		TAD1373VE	Tier 4f	S4L1D-D14	3100*1120*1788
BF-V420-4F	422	380		TAD1374VE	Tier 4f	S4L1D-D14	3100*1120*1788
BF-V455-4F	457	411		TAD1375VE	Tier 4f	S4L1D-E14	3100*1120*1788
BF-V510-4F	512	461		TAD1671VE	Tier 4f	S4L1D-F14	3400*1270*1974
BF-V590-4F	589	530		TAD1672VE	Tier 4f	S4L1D-G14	3400*1270*1974
BF-V700-4F	694	638		TWD1672GE	Tier 4f	HCI544D1	3400*1400*2100
BF-V700-4F	700	638		TWD1672GE	Tier 4f	HCI544E1	3400*1400*2100
BF-V780-4F	781	713		TWD1673GE	Tier 4f	HCI544E1	3400*1400*2100

BaiFa®

Baifa - M series

750KVA — 3575KVA — 50Hz

910KVA — 3750KVA — 60Hz

The engine design overhaul period of more than 23000 hours for the first time

Reliablility, economical, flexibility

G3 load acceptance ⩾ 70%

MTU Engine

- High range
- Low noise
- Low fuel consumption
- Low emission (TA-LUFT)
- Low footprint
- Longer service interval
- Longer overhaul interval
- 50 degree ambient temperature approved
- ISO8528 G3 load taking
- Made in GERMANY or CHINA
- Global warranty and service
- HV avaliable

Application

Standby: Suitable of all medium to big size industrial application

Prime or continuous: Mining, Power station, Farming, Oil & gas, Port and off-shore, On road or off-road mobile power (power truck), Rental power, Heavy construction equipment, High altitude application, Extreme hot region application, Extreme cool region application, Pump application, Sports and events, Small to medium size factories

Powered by MTU | 400V, 1500RPM, 50Hz

50 Hz 60 Hz

Baifa Model	Power		Diesel Engine		Alternator	Control System	Dimension (L*W*H)mm		Fuel Cons	Displacement	Cylinder	Gov
	Standby KVA	Prime KVA	Brand	Model	Stamford		Open Type	Standard Soundproof	75%(L/H)	(L)		
BF-M825	825	750	MTU (Suzhou CKD)	12V2000G65	LVI 634B1	Standard: ComAp InteliLite 9	4500*2100*2080	5800*1800*2550	123.0	23.88	12V	E
BF-M880	880	800		12V2000G65	S6L1D-C4		4500*2100*2080	5800*1800*2550	129.0	23.88	12V	E
BF-M1000	1000	910		16V2000G25	HCI 634H1		4500*2100*2080	ISO 20'ft GP	143.0	31.84	16V	E
BF-M1100	1100	1000		16V2000G65	S6L1D-E4		4500*2100*2080	ISO 20'ft GP	155.0	31.84	16V	E
BF-M1250	1250	1135		18V2000G65	S6L1D-F4		4600*2100*2300	ISO 20'ft GP	178.0	35.82	18V	E
BF-M1700	1700	1550	MTU (Yuchai)	12V4000G23	S7L1D-C4		3960*1835*2260	ISO 20'ft HQ	230.0	57.2	12V	E
BF-M1800	1800	1640		12V4000G23	PI 734D1		3960*1835*2260	ISO 40'ft HQ	242.0	57.2	12V	E
BF-M2000	2000	1850		12V4000G63	S7L1D-F4		3980*1845*2270	ISO 40'ft HQ	271.0	57.2	12V	E
BF-M2250	2250	2050		16V4000G23	PI 734F or S7L1D-G4		4790*1845*2270	ISO 40'ft HQ	302.0	76.3	16V	E
BF-M2500	2500	2275		16V4000G63	S7L1D-J4 or PI 734H1		5450*1845*2560	ISO 40'ft HQ	330.0	76.3	16V	E
BF-M2750	2750	2500		20V4000G23	S7L1D-J4		5650*1900*2650	ISO 40'ft HQ	379.0	95.4	20V	E
BF-M3000	3000	2750		20V4000G63	ECO 46-VL (Mecc Alte)		5700*1950*2700	ISO 40'ft HQ	415.0	95.4	20V	E
BF-M3250	3250	3000		20V4000G63L	LSA 53.2M9 (Leroy Somer)		5750*1980*2750	ISO 40'ft HQ	450.0	95.4	20V	E
BF-M1375	1375	1250	MTU (Germany)	18V2000G26F or 18V2000G76F	S6L1D-G4		3960*1835*2260	ISO 20'ft HQ	185.0	40.2	18V	E
BF-M1500	1500	1400		12V4000G14RF	S6L1D-H4		3960*1835*2260	ISO 20'ft HQ	215.0	57.2	12V	E
BF-M1700	1700	1550		12V4000G14F or 12V4000G74F	PI 734C1		3960*1835*2260	ISO 40'ft HQ	230.0	57.2	12V	E
BF-M1800	1800	1640		12V4000G14F or 12V4000G74F	PI 734D1		3960*1835*2260	ISO 40'ft HQ	242.0	57.2	12V	E
BF-M2250	2250	2050		16V4000G23	ECO 46-1L (Mecc Alte)		4790*1845*2270	ISO 40'ft HQ	302.0	76.3	16V	E
BF-M2250	2250	2050		16V4000G23	PI 734F or S7L1D-G4		4790*1845*2270	ISO 40'ft HQ	302.0	76.3	16V	E
BF-M2500	2500	2275		16V4000G63	S7L1D-J4 or PI 734H1		5450*1845*2560	ISO 40'ft HQ	330.0	76.3	16V	E
BF-M2750	2750	2500		20V4000G14F or 20V4000G64F	S7L1D-J4		5650*1900*2650	ISO 40'ft HQ	379.0	95.4	20V	E
BF-M3000	3000	2750		20V4000G24F or 20V4000G74F	ECO 46-VL (Mecc Alte)		5700*1950*2700	ISO 40'ft HQ	415.0	95.4	20V	E
BF-M3250	3250	3000		20V4000G63L	LSA 53.2M9 (Leroy Somer)		5750*1980*2750	ISO 40'ft HQ	450.0	95.4	20V	E
BF-M3600	3575	3250		20V4000G44F or 20V4000G94F	LSA 53.2 M12		6250*2320*2500	ISO 40'ft HQ	472.0	95.4	20V	E

Powered by MTU 440V, 1800RPM, 60Hz

Baifa Model	Power		Diesel Engine		Alternator	Control System	Dimension (L*W*H)mm		Fuel Cons	Displacement	Cylinder	Gov
	Standby KVA	Prime KVA	Brand	Model	Stamford		Open Type	Standard Soundproof	75%(L/H)	(L)		
BF-M880-60	1000	910	MTU (SUZHOU)	12V2000G85	S6L1D-C4	Standard: ComAp InteliLite 9	4000*1750*2050	5800*1800*2550	151.6	23.88	12V	E
BF-M1000-60	1137	1025		16V2000G45	S6L1D-D4		4500*2100*2080	ISO 20'ft GP	169.5	31.84	16V	E
BF-M1100-60	1265	1150		16V2000G85	S6L1D-E4		4500*2100*2080	ISO 20'ft GP	188.8	31.84	16V	E
BF-M1250-60	1450	1338		18V2000G85	S6L1D-F4		4600*2100*2300	ISO 20'ft GP	219.5	35.82	18V	E
BF-M1350-60	1500	1362		18V2000G85	S6L1D-G4		4600*2100*2300	ISO 20'ft GP	224.2	35.82	18V	E
BF-M1700-60	NA	1700	MTU (Germany)	12V4000G14S	PI 734C1		3960*1835*2260	ISO 20'ft HQ	266.4	57.2	12V	E
BF-M1800-60	2000	NA		12V4000G74S	PI 734D1		3960*1835*2260	ISO 20'ft HQ				
BF-M2000-60	2200	2000		12V4000G84S / 12V4000G24S	PI 734E1		3980*1845*2270	ISO 40'ft HQ	310.4	57.2	12V	E
BF-M2250-60	2500	2275		16V4000G74S / 16V4000G14S	PI 734F1		4790*1845*2270	ISO 40'ft HQ	359.4	76.3	16V	E
BF-M2500-60	2750	2500		16V4000G84S / 16V4000G24S	PI 734G1		5400*1845*2500	ISO 40'ft HQ	388.7	76.3	16V	E
BF-M2750-60	3125	2813		20V4000G64S / 20V4000G14S	ECO 46-2L (Mecc Alte)		5650*1900*2650	ISO 40'ft HQ	456.8	95.4	20V	E
BF-M3000-60	3438	3125		20V4000G74S / 20V4000G24S	ECO46-VL (Mecc Alte)		5700*1950*2700	ISO 40'ft HQ	496.7	95.4	20V	E
BF-M3250-60	3750	3450		20V4000G94S / 20V4000G44S	LSA 53.2M9 (Leroy Somer)		5750*1980*2750	ISO 40'ft HQ	575.5	95.4	20V	E
BF-M1700-60	NA	1700	MTU (YUCHAI)	12V4000G43	PI 734C1		3960*1835*2260	ISO 20'ft HQ	266.4	57.2	12V	E
BF-M1800-60	2000	NA		12V4000G43	PI 734D1		3960*1835*2260	ISO 20'ft HQ				
BF-M2000-60	2200	2000		12V4000G83	PI 734E1		3980*1845*2270	ISO 40'ft HQ	310.4	57.2	12V	E
BF-M2250-60	2500	2275		16V4000G43	PI 734G or S7L1D-G4		4790*1845*2270	ISO 40'ft HQ	359.4	76.3	16V	E
BF-M2500-60	2750	2500		16V4000G83	PI 734G1		5400*1845*2500	ISO 40'ft HQ	388.7	76.3	16V	E
BF-M2750-60	3125	2813		20V4000G43	ECO 46-2L (Mecc Alte)		5650*1900*2650	ISO 40'ft HQ	456.8	95.4	20V	E
BF-M3000-60	3438	3125		20V4000G83	ECO46-VL (Mecc Alte)		5700*1950*2700	ISO 40'ft HQ	496.7	95.4	20V	E
BF-M3250-60	3750	3450		20V4000G83L	LSA 53.1M80 (Leroy Somer)		5750*1980*2750	ISO 40'ft HQ	575.5	95.4	20V	E

Baifa - P series

9 KVA — 2500 KVA — 50Hz

11 KVA — 750 KVA — 60Hz

50 Hz | 60 Hz

Baifa cooperates with Perkins (fully-owned subsidiary of Caterpillar), delivers BF-P series diesel generator sets.

Design of BF-P series is to provide our gen-set user a low investment/running cost solution .

Seven manufacturing plants locate in the United Kingdom, the United States, China, India and Brazil

Economical & reliable

Ease service and maintenance

Perkins Engine

- Full range
- 50 degree ambient temperature approved
- Low operational cost
- Parts accessibilities
- Made in UK, China or India
- Global warranty and service
- HV available

Application

Standby: Telecom, Hospital, Small to big size factories, Malls and buildings, Restaurants, Airport & stations

Prime or continuous: Telecom, Sports and events, Small to big size factories, lighting tower, Hybrid Energy

50 Hz

Powered by Perkins | 400V, 1500RPM, 50Hz

Baifa Model	Power		Diesel Engine		Alternator	Control System	Dimension (L*W*H)mm		Fuel Cons	Displacement	Cylinder	Gov
	Standby KVA	Prime KVA	Brand	Model	Stamford		Open Type	Standard Soundproof	75%(L/H)	(L)		
BF-P10	10	9	PERKINS (China)	403A-11G	S0L1-H1	Standard: ComAp MRS3 LCD Options: ComAp InteliLite 9	1300*690*1320	1710*880*1350	2.0	1.131	3	M
BF-P14	13.75	12.5		403A-15G1	S0L1-L1		1300*690*1320	1710*880*1350	2.7	1.496	3	M
BF-P16	16.5	15		403A-15G2	S0L1-P1		1300*690*1320	1710*880*1350	3.3	1.496	3	M
BF-P22	22	20		404D-22G	S0L2-G1		1470*690*1320	1910*880*1450	4.1	2.216	4	M
BF-P34	33	30	PERKINS (India)	1103A-33G	S0L2-P1		1760*760*1380	2290*1060*1680	5.3	3.3	3	M
BF-P50	50	45		1103A-33TG1	S1L2-N1		1760*760*1380	2290*1060*1680	8.1	3.3	3	M
BF-P65	65	60		1103A-33TG2	S1L2-Y1		1760*760*1380	2290*1060*1680	10.8	3.3	3	M
BF-P70	71.5	65	PERKINS (China)	1104A-44TG1	UCI 224F1		1760*760*1380	2440*1060*1680	10.9	4.4	4	M
BF-P88	88	80		1104A-44TG2	UCI 224G1		2000*900*1550	2810*1140*1830	14.0	4.4	4	E
BF-P110	110	100		1104C-44TAG2	UCI 274C1		2150*900*1550	2810*1140*1830	16.8	4.4	4	E
BF-P150	148	135		1106A-70TG1	UCI 274E1		2410*930*1650	3250*1170*1800	21.8	7.01	6	M
BF-P165	165	150		1106A-70TAG2	UCI 274F1		2410*930*1650	3250*1170*1800	23.9	7.01	6	M
BF-P200	200	182		1106A-70TAG3	UCI 274G1		2550*930*1670	3590*1250*2050	30.2	7.01	6	M
BF-P220	220	200		1106A-70TAG4	UCI 274H1		2550*930*1670	3590*1250*2050	33.7	7.01	6	M
BF-P275	275	250	PERKINS (UK)	1506A-E88TAG3	UCDI 274K1	Standard: ComAp InteliLite 9	2580*930*1670	3590*1250*2050	39.4	8.8	6	E
BF-P330	330	300		1506A-E88TAG5	S4L1D-D41		2800*1000*1690	3890*1460*2150	46.0	8.8	6	E
BF-P400	400	350		2206C-E13TAG2	S4L1D-E41		3100*1120*1788	4230*1460*2150	64.0	12.5	6	E
BF-P450	450	400		2206C-E13TAG3	S4L1D-F41		3100*1120*1788	4230*1460*2150	72.0	12.5	6	E
BF-P500	500	450		2506C-E15TAG1	S4L1D-G41		3400*1270*1974	4630*1660*2250	73.0	15	6	E
BF-P550	550	500		2506C-E15TAG2	HCI 544C1		3400*1270*1974	4630*1660*2250	82.0	15	6	E
BF-P660	660	600		2806C-E18TAG1A	HCI 544E1		3600*1400*2100	5030*1860*2550	97.0	18.13	6	E
BF-P700	700	635		2806A-E18TAG2	HCI 544FS1		3600*1400*2100	5030*1660*2550	95.0	18.13	6	E
BF-P720	715	650		2806A-E18TAG2	HCI 544F1		3600*1400*2100	5030*1660*2550	97.0	18.13	6	E
BF-P825	825	750	PERKINS (UK or India)	UK 4006-23TAG2A	LV1 634B1	Standard: ComAp InteliLite 9	3965*1710*2200	5800*1800*2550	119.0	22.921	6	E
BF-P825	825	750		India 4006-23TAG2A	LV1 634B1		3965*1710*2200	5800*1800*2550	119.0	22.921	6	E
BF-P880	880	800		UK 4006-23TAG3A	S6L1D-C4		3965*1710*2200	5800*1800*2550	131.0	22.921	6	E
BF-P880	880	800		India 4006-23TAG3A	S6L1D-C4		3965*1710*2200	5800*1800*2550	131.0	22.921	6	E
BF-P1100	1100	1000		UK 4008TAG2A	S6L1D-E4		4650*2046*2300	ISO 20'ft GP	158.0	30.561	8	E
BF-P1100	1100	1000		India 4008TAG2A	S6L1D-E5		4650*2046*2300	ISO 20'ft GP	158.0	30.561	8	E
BF-P1250	1250	1125		UK 4008-30TAG3	S6L1D-F4		4650*2046*2300	ISO 20'ft GP	176.0	30.561	8	E
BF-P1250	1250	1125		India 4008-30TAG3	S6L1D-F4		4650*2046*2300	ISO 20'ft GP	176.0	30.561	8	E
BF-P1375	1375	1250		UK 4012-46TWG2A	S6L1D-G4		4700*1780*2400	ISO 20'ft GP	209.0	45.842	12V	E
BF-P1375	1375	1250		India 4012-46TWG2A	S6L1D-G4		4700*1780*2400	ISO 20'ft GP	209.0	45.842	12V	E
BF-P1650	1650	1500		UK 4012-46TAG2A	S7L1D-C4		5000*2200*2850	ISO 40'ft HQ	236.0	45.842	12V	E
BF-P1650	1650	1500		India 4012-46TAG2A	S7L1D-C4		5000*2200*2850	ISO 40'ft HQ	236.0	45.842	12V	E
BF-P1800	1812.5	1650		UK 4012-46TAG3A	PI 734D1		5100*2200*2850	ISO 40'ft HQ	264.0	45.842	12V	E
BF-P1800	1812.5	1650		India 4012-46TAG3A	PI 734D1		5100*2200*2850	ISO 40'ft HQ	264.0	45.842	12V	E
BF-P1875	1875	1705		UK 4012-46TAG3A	S7L1D-E4		5100*2200*2850	ISO 40'ft HQ	272	45.842	12V	E
BF-P1875	1875	1705		India 4012-46TAG3A	S7L1D-E4		5100*2200*2850	ISO 40'ft HQ	272	45.842	12V	E
BF-P2000	2000	1850		UK 4016TAG1A	S7L1D-F4		5400*2650*2650	ISO 40'ft HQ	281	61.123	16V	E
BF-P2000	2000	1850		India 4016TAG1A	S7L1D-F4		5400*2650*2650	ISO 40'ft HQ	281	61.123	16V	E
BF-P2000(W-A)	2000	1850		4016-61TRG1	S7L1D-F4		5400*2650*2650	ISO 40'ft HQ	277	61.123	16V	E
BF-P2250(W-A)	2250	2050		4016-61TRG2	PI 734F or S7L1D-G4		5400*2650*2650	ISO 40'ft HQ	309	61.123	16V	E
BF-P2250	2250	2050		UK 4016TAG2A	PI 734F or S7L1D-G4		5400*2650*2650	ISO 40'ft HQ	317	61.123	16V	E
BF-P2250	2250	2050		India 4016TAG2A	PI 734F or S7L1D-G4		5400*2650*2650	ISO 40'ft HQ	318	61.123	16V	E
BF-P2500	2500	2272.5		UK 4016-61TRG3	S7L1D-J4 or PI 734H1		6000*2700*3400	ISO 40'ft HQ	354	61.123	16V	E
BF-P2500	2500	2272.5		India 4016-61TRG3	S7L1D-J4 or PI 734H1		6000*2700*3400	ISO 40'ft HQ	354	61.123	16V	E

60 Hz

Powered by Perkins | 440V, 1800RPM, 60Hz

Baifa Model	Power		Diesel Engine		Alternator	Control System	Dimension (L*W*H)mm		Fuel Cons	Displacement	Cylinder	Gov
	Standby KVA	Prime KVA	Brand	Model	Stamford		Open Type	Standard Soundproof	75%(L/H)	(L)		
BF-P10-60	12	11	PERKINS (China)	403D-11G	S0L1-H1	Standard: ComAp MRS3 LCD Options: ComAp InteliLite 9	1300*690*1320	1710*880*1350	2.4	1.131	3	M
BF-P14-60	17	15.8		403D-15G or 403A-15G2	S0L1-P1		1300*690*1320	1710*880*1350	3.7	1.496	3	M
BF-P16-60	20	18		403A-15G2	S0L2-F1		1470*690*1320	1910*880*1450	NA	1.496	3	M
BF-P24-60	26	24		404D-22G	S0L2-M1		1470*690*1320	1910*880*1450	5.2	2.216	4	M
BF-P32-60	35	32		404D-22TG	S0L2-P1		1470*690*1320	1910*880*1450	5.7	2.216	4	M
BF-P34-60	38	35	PERKINS (UK)	1103A-33G	S1L2-J1		1760*760*1380	2290*1060*1680	6.6	3.3	3	M
BF-P50-60	57	52		1103A-33TG1	UCI 224C1		1760*760*1380	2290*1060*1680	9.9	3.3	3	M
BF-P34-60	38	35	PERKINS (India)	1103A-33G	S1L2-J1		1760*760*1380	2290*1060*1680	6.6	3.3	3	M
BF-P50-60	57	52		1103A-33TG1	UCI 224C1		1760*760*1380	2290*1060*1680	9.9	3.3	3	M
BF-P65-60 (T3)	75	68	PERKINS (China)	1103A-33TG2	S1L2-Y1		1760*760*1380	2290*1060*1680	12.5	3.3	3	M
BF-P70-60 (T3)	82	74		1104D-44TG1	UCI 224F1		1760*760*1380	2440*1060*1680	12.8	4.4	4	E
BF-P88-60	100	91		1104A-44TG2	UCI 224G1		2000*900*1550	2810*1140*1830	16.9	4.4	4	M
BF-P110-60	125	114		1104C-44TAG2	UCI 274C1		2150*900*1550	2810*1140*1830	20.2	4.4	4	LCG2
BF-P140-60	143	130		1106A-70TG1	UCI 274D1		2410*930*1650	3250*1170*1800	26.5	7.01	6	M
BF-P150-60	165	150		1106A-70TG1	UCI 274E1		2410*930*1650	3250*1170*1800	26.5	7.01	6	M
BF-P165-60	185	168		1106A-70TAG2	UCI 274F1		2410*930*1650	3250*1170*1800	28.4	7.01	6	M/LCG2
BF-P200-60	218	198		1106A-70TAG3	UCI 274G1		2550*930*1670	3590*1250*2050	35.1	7.01	6	M/LCG2
BF-P230-60 (T3)	250	228		1106D-E70TAG5	UCI 274H1		2550*930*1670	3590*1250*2050	38.5	7.01	6	E
BF-P275-60	308	280	PERKINS (USA)	1506A-E88TAG3	UCDI 274J1	Standard: ComAp InteliLite 9	2580*930*1670	3590*1250*2050	47.5	8.8	6	E
BF-P300-60	330	300		1506A-E88TAG5	S4L1D-C41		2800*1000*1690	3890*1460*2150	56.8	8.8	6	E
BF-P330-60	380	350		1506A-E88TAG5	S4L1D-D41		2800*1000*1690	3890*1460*2150	56.8	8.8	6	E
BF-P400-60	438	400		2206D-E13TAG2	S4L1D-E41		3100*1120*1788	4230*1460*2150	67.0	12.5	6	E
BF-P450-60(T3)	500	450		2206D-E13TAG3	S4L1D-F41		3100*1120*1788	4230*1460*2150	73.0	12.5	6	E
BF-P500-60	550	500		2506C-E15TAG1	HCI 544C1		3400*1270*1974	4630*1660*2250	77.0	15	6	E
BF-P500-60(T3)	560	510		2506D-E15TAG1	HCI 544C1		3400*1270*1974	4630*1660*2250				
BF-P550-60	625	568		2506C-E15TAG3	HCI 544D1		3400*1270*1974	4630*1660*2250	96.0	15	6	E
BF-P625-60	688	625		2506C-E15TAG4	HCI 544E1		3400*1270*1974	4630*1660*2250	146.0	15	6	E
BF-P720-60	750	681		2806C-E18TAG3	HCI 544E1		3600*1400*2100	5030*1660*2550	112.0	18.13	6	E

Baifa - SC series

250 KVA 770 KVA 50Hz

Modular product design-parts sharing between engines

Adapt to harsh environment high altitude, extreme hot and cold environment

Proven performance 24/7

Powered by Scania | 400V, 1500RPM, 50Hz

50 Hz

Scania Engine

- Medium range
- Low noise
- Low fuel consumption
- Low emission (Tier 2, Tier 3, Tier 4F, Stage 5)
- Low footprint
- Longer service interval
- Longer overhaul interval
- 50 degree ambient temperature approved
- ISO8528 G3 load taking
- Made in EUROPE
- Biodiesel acceptable up to B100
- Gas convertible kit available.
- Global warranty and service

Application

Standby: Suitable of all small to medium size industrial application

Prime or continuous: Mining, Power station, Farming, Oil & gas, Port and off-shore, On road or off-road mobile power(power truck), Rental power, Heavy construction equipment, High altitude application, Extreme hot region application, Extreme cool region application, Pump application, Sports and events, Small to medium size factories

Baifa Model	Power		Diesel Engine		Alternator	Control System	Dimension (L*W*H)mm		Fuel Cons	Displacement	Cylinder	Gov
	Standby KVA	Prime KVA	Brand	Model	Stamford		Open Type	Standard Soundproof	75%(L/H)	(L)		
BF-SC275	275	250	SCANIA	DC09 072A 02-11	UCDI 274K1	Standard: ComAp InteliLite 9	2730*1270*1795	3890*1460*2150	35.7	9.3	5	E
BF-SC350	330	300		DC09 072A 02-13	S4L1D-D41		2840*1270*1795	3890*1460*2150	42.4	9.3	5	E
BF-SC360	357	325		DC09 072A 02-14	S4L1D-E41		2840*1270*1795	3890*1460*2150	46.0	9.3	5	E
BF-SC415	415	380		DC13 073A 02-21	S4L1D-F41		3200*1270*1940	4230*1440*2250	56.3	12.7	6	E
BF-SC450	450	410		DC12 59A 10-33A	S4L1D-F41		3200*1270*1940	4230*1440*2250	63.5	11.7	6	E
BF-SC500	500	450		DC13 073A 02-23	S4L1D-G41		3280*1270*1940	4230*1440*2250	67.1	12.7	6	E
BF-SC550 (13L)	550	500		DC13 073A 02-24	S5L1D-C4		3280*1270*1940	4230*1440*2250	75.0	12.7	6	E
BF-SC550 (16L)	550	500		DC16 45A 10-30A	S5L1D-C4		3265*1270*1940	4630*1660*2250	74.9	15.6	8V	E
BF-SC600	600	550		DC16 44A 10-27A	HCI 544D1		3265*1270*1940	4630*1660*2250	81.6	15.6	8V	E
BF-SC625	625	563		DC16 44A 10-27A	HCI 544E1		3265*1270*1940	4630*1660*2250	83.3	15.6	8V	E
BF-SC660	660	600		DC16 093A 02-53	HCI 544E1		3400*1400*2100	5030*1650*2550	85.2	15.6	8V	E
BF-SC700	700	635		DC16 093A 02-54	HCI 544FS1		3400*1400*2100	5030*1650*2550	89.6	16.4	8V	E
BF-SC720	720	650		DC16 072A 02-12	HCI 544F1		3400*1400*2100	5030*1650*2550	91.8	16.4	8V	E
BF-SC770	770	700		DC16 072A 02-13	S5L1D-G4		3400*1400*2100	5030*1650*2550	100.1	16.4	8V	E

Baifa - DW series

168.8 KVA 825 KVA — 50Hz

190 KVA 938 KVA — 60Hz

Standby power solution

Low CAPEX

Low OPEX

Doosan Engine

- Medium range
- Low capital expenditure
- Made in Korea
- Global warranty and service

Application

Standby: Hospital, Small to medium size factories, Malls and buildings, Restaurants, Airport & stations

Prime or continuous: Farming, Sports and events, Small to medium size factories

Powered by Doosan | 400V, 1500RPM, 50Hz

50 Hz

Baifa Model	Power		Diesel Engine		Alternator	Control System	Dimension (L*W*H)mm		Fuel Cons	Displacement	Cylinder	Gov
	Standby KVA	Prime KVA	Brand	Model	Stamford		Open Type	Standard Soundproof	75%(L/H)	(L)		
BF-DW190	187.5	168.8	DOOSAN	P086TI-1	UCI 274G1	Standard: ComAp InteliLite 9	2550*930*1670	3590*1250*2050	26.7	8.071	6	E
BF-DW220	220	200		P086TI	UCI 274H1		2550*930*1670	3590*1250*2050	31.7	8.071	6	E
BF-DW315	306	275		P126TI	S4L1D-D41		2960*1030*1690	3890*1460*2150	43.6	11.051	6	E
BF-DW350	330	300		P126TI- II	S4L1D-D41		2960*1030*1690	3890*1460*2150	47.0	11.051	6	E
BF-DW400	406	360		DP126LB	S4L1D-E41		3100*1120*1788	4230*1460*2150	57.1	11.051	6	E
BF-DW450	450	410		DP158LC	S4L1D-F41		3120*1390*1690	3980*1560*2150	65.1	14.618	8V	E
BF-DW500	500	450		DP158LC	S4L1D-G41		3220*1390*1690	3980*1560*2150	72.9	14.618	8V	E
BF-DW580	580	525		DP158LD	HCI 544D1		3220*1390*1690	3980*1560*2150	83.4	14.618	8V	E
BF-DW625	625	570		DP180LA	HCI 544E1		3265*1390*1940	4630*1660*2250	94.2	18.3	10V	E
BF-DW690	688	625		DP180LB	ECO 40-1.5L (Mecc Alte)		3300*1390*1780	5030*1650*2550	103.8	18.3	10V	E
BF-DW700	700	635		DP180LB	HCI 544FS1		3300*1390*1780	5030*1650*2550	103.8	18.3	10V	E
BF-DW760	760	700		DP222LB	S5L1D-G4		3450*1390*1820	5030*1650*2550	109.2	21.9	12V	E
BF-DW825	825	750		DP222LC	S5L1D-H4		3450*1390*1820	5030*1650*2550	119.1	21.9	12V	E

Powered by Doosan | 440V, 1800RPM, 60Hz

60 Hz

Baifa Model	Power		Diesel Engine		Alternator	Control System	Dimension (L*W*H)mm		Fuel Cons	Displacement	Cylinder	Gov
	Standby KVA	Prime KVA	Brand	Model	Stamford		Open Type	Standard Soundproof	75%(L/H)	(L)		
BF-DW190-60	208	190	DOOSAN	P086TI-1	UCI 274F1	Standard: ComAp InteliLite 9	2550*930*1670	3590*1250*2050	31.6	8.071	6	E
BF-DW220-60	250	228		P086TI	UCI 274H1		2550*930*1670	3590*1250*2050	37.7	8.071	6	E
BF-DW315-60	330	300		P126TI	S4L1D-C41		2960*1030*1690	3890*1460*2150	52.3	11.051	6	E
BF-DW350-60	370	335		P126TI- II	S4L1D-D41		2960*1030*1690	3890*1460*2150	56.0	11.051	6	E
BF-DW400-60	440	400		DP126LB	S4L1D-E41		3100*1120*1690	4230*1460*2150	64.0	11.051	6	E
BF-DW450-60	550	500		DP158LC	S4L1D-F41		3120*1390*1690	3980*1560*2150	83.0	14.618	8V	E
BF-DW500-60	576	520		DP158LC	S4L1D-G41		3220*1390*1690	3980*1560*2150	83.4	14.618	8V	E
BF-DW580-60	625	570		DP158LD	HCI 544D1		3220*1390*1690	3980*1560*2150	92.9	14.618	8V	E
BF-DW625-60	688	625		DP180LA	HCI 544E1		3300*1390*1780	4630*1660*2250	106.6	18.3	10V	E
BF-DW700-60	750	688		DP180LB	HCI 544E1		3300*1390*1780	4630*1660*2250	114.2	18.3	10V	E
BF-DW730-60	825	750		DP222LA	HCI 544F1		3450*1390*1820	5030*1650*2550	120.4	21.9	12V	E
BF-DW760-60	880	800		DP222LB	S5L1D-G4		3450*1390*1820	5030*1650*2550	127.7	21.9	12V	E
BF-DW825-60	938	850		DP222LC	S5L1D-H4		3450*1390*1820	5030*1650*2550	134.4	21.9	12V	E

Baifa - SM series

750 KVA — 2500 KVA — 50Hz

JV Mitsubishi Heavy Industry Technology core components imported from Japan. Components 99% share with Mitsubishi Heavy Industry

Prime power solution with PTA model, standby power solution with PTAA model

The after-sales service of SME products has been incorporated into the global service network system of Mitsubishi Heavy Industry

Powered by Mitsubishi | 400V, 1500RPM, 50Hz

50 Hz

SME Mitsubishi Engine

- Big range
- Low capital expenditure
- Global warranty and service
- HV available

Application

Standby: Hospital, Medium to big size factories, Malls and buildings, Restaurants, Airport & stations, Data center

Prime: PTA series suitable for: Mining and power station

Baifa Model	Power		Diesel Engine		Alternator	Control System	Dimension (L*W*H)mm		Fuel Cons	Displacement	Cylinder	Gov
	Standby KVA	Prime KVA	Brand	Model	Stamford		Open Type	Standard Soundproof	75%(L/H)	(L)		
BF-SM825	825	750	MITSUBISHI SME	S6R2-PTAA-C	LVI 634B1	Standard: ComAp InteliLite 9	4080*1715*2000	ISO 20'ft GP	160.0	29.96	6	E
BF-SM1375	1375	1250		S12R-PTA-C	S6L1D-G4		4520*2200*2510	ISO 20'ft GP	252.0	49.03	12V	E
BF-SM1500	1500	1375		S12R-PTA2-C	S6L1D-H4		4520*2200*2510	ISO 20'ft GP	276.0	49.03	12V	E
BF-SM1650	1650	1500		S12R-PTAA2-C	PI 734C1		4920*2200*3000	ISO 20'ft GP	338.0	49.03	12V	E
BF-SM1900	1900	1740		S16R-PTA-C	PI 734ES1		5470*2200*2550	ISO 40'ft HQ	377.0	65.37	16V	E
BF-SM2100	2100	1900		S16R-PTA2-C	PI 734E1		5470*2200*2550	ISO 40'ft HQ	416.0	65.37	16V	E
BF-SM2250	2250	2050		S16R-PTAA2-C	PI 734F or S7L1D-G4		5985*2555*2775	ISO 40'ft HQ	452.0	65.37	16V	E
BF-SM2500	2500	2250		S16R2-PTAW-C	S7L1D-J4 or PI 734H1		5985*2555*2775	ISO 40'ft HQ	477.0	79.9	16V	E

Baifa - BD series

635 KVA — 2750 KVA — 50Hz

450 KVA — 3125 KVA — 60Hz

Power efficiency for every application

Adapt to harsh environments, high altitude, extreme cold and hot

French brand and technology Weichai fully owned, economical and reliable

Baudouin Engine

- Medium to big range
- Low capital expenditure
- Low emission (Tier 2, Tier 3)
- Longer service interval
- Low fuel consumption with common rail tech
- France brand
- Global warranty and service
- HV available

Application

Standby: Suitable of all medium to big size industrial application

Prime or continuous: Mining, Power station, Farming, Oil & gas, Rental power, High altitude application, Extreme hot region application, Sports and events, Medium to big size factories

Powered by Baudouin | 400V, 1500RPM, 50Hz

50 Hz

Baifa Model	Power		Diesel Engine		Alternator	Control System	Dimension (L*W*H)mm		Fuel Cons	Displacement	Cylinder	Gov
	Standby KVA	Prime KVA	Brand	Model	Stamford		Open Type	Standard Soundproof	75%(L/H)	(L)		
BF-BD700	700	635	BAUDOUIN	6M33D633E200	HCI544FS1	ComAp InteliLite 9	3800*1600*2050	5800*1800*2550	96.0	19.6	6	E
BF-BD825	825	750		12M26D748E200	S5L1D-H1		4500*2100*2080	5800*1800*2550	120.3	31.8	12V	E
BF-BD880	880	800		12M26D792E200	S6L1D-C4		4500*2100*2080	5800*1800*2550	129.1	31.8	12V	E
BF-BD1000	1000	910		12M26D902E200	S6L1D-D4		4500*2100*2080	ISO 20'ft GP	141.5	31.8	12V	E
BF-BD1100	1125	1025		12M26D968E200	S6L1D-E4		4500*2100*2080	ISO 20'ft GP	154.6	31.8	12V	E
BF-BD1250	1250	1135		12M33D1108E200	S6L1D-F4		4600*2100*2300	ISO 20'ft GP	169.4	39.2	12V	E
BF-BD1375	1375	1250		12M33D1210E200	S6L1D-G4		4600*2100*2300	ISO 20'ft GP	186.5	39.2	12V	E
BF-BD1500	1500	NA		12M33D1320E200	S6L1D-H4		4600*2100*2300	ISO 20'ft GP	223.8	39.2	12V	E
BF-BD2050	2050	1875		12M55D1870E310	S7L1D-F4		5400*2650*2650	ISO 40'ft HQ				
BF-BD2250	2250	2000		12M55D2020E310	S7L1D-G4		4790*1845*2270	ISO 40'ft HQ				
BF-BD2500	2500	2250		12M55D2210E310	S7L1D-J4		5450*1845*2560	ISO 40'ft HQ				
BF-BD2750	2750	2500		12M55D2450E310	S7L1D-J4		5650*1900*2650	ISO 40'ft HQ				

Powered by Baudouin | 440V, 1800RPM, 60Hz

60 Hz

Baifa Model	Power		Diesel Engine		Alternator	Control System	Dimension (L*W*H)mm		Fuel Cons	Displacement	Cylinder	Gov
	Standby KVA	Prime KVA	Brand	Model	Stamford		Open Type	Standard Soundproof	75%(L/H)	(L)		
BF-BD500-60	500	450	BAUDOUIN	6M26D447E201	S4L1D-F41	Standard: ComAp InteliLite 9	3600*1520*1900	4230*1460*2150				
BF-BD550-60	550	500		6M26D506E201	S4L1D-F41		3600*1520*1900	4230*1460*2150				
BF-BD650-60	650	575		6M33D572E201	HCI 544D1		3700*1600*2050	4230*1460*2150				
BF-BD710-60	712	650		6M33D633E201	HCI 544E1		3800*1600*2050	4630*1660*2250				
BF-BD760-60	760	690		6M33D670E201	HCI 544E1		3800*1600*2050	4630*1660*2250				
BF-BD880-60	880	800		12M26D792E201	S6L1D-C4		4500*2100*2080	5800*1800*2550	136	31.8	12V	E
BF-BD900-60	910	825		12M26D792E201	S5L1D-H4		4500*2100*2080	5800*1800*2550				
BF-BD1000-60	1000	910		12M26D902E201	S6L1D-C4		4500*2100*2080	ISO 20'ft GP	152	31.8	12V	E
BF-BD1100-60	1125	1025		12M26D1012E201	S6L1D-D4		4500*2100*2080	ISO 20'ft GP	164	31.8	12V	E
BF-BD1250-60	1250	1135		12M33D1108E201	S6L1D-E4		4600*2100*2300	ISO 20'ft GP	182	39.2	12V	E
BF-BD1375-60	1375	1250		12M33D1265E201	S6L1D-F4		4600*2100*2300	ISO 20'ft GP	206	39.2	12V	E
BF-BD1500-60	1500	NA		12M33D1320E201	S6L1D-G4		4600*2100*2300	ISO 20'ft GP	247	39.2	12V	E
BF-BD1600-60	1625	NA		12M33D1420E201	S6L1D-H4		4600*2100*2300	ISO 20'ft GP	268	39.2	12V	E
BF-BD1800-60	1800	1640		16M33D1580E311	PI 734C1		5200×2200×2500	ISO 40'ft HQ				
BF-BD 1900-60	1900	1750		16M33D1680E311	PI 734C1		5200×2200×2500	ISO 40'ft HQ				
BF-BD 2060-60	2060	1875		16M33D1785E311	PI 734D1		5300×2300×2600	ISO 40'ft HQ				
BF-BD 2200-60	2200	NA		16M33D1920E311	PI 734D1		5300×2300×2600	ISO 40'ft HQ				
BF-BD2250-60	2250	2000		12M55D1950E311	PI734E1		3980*1845*2270	ISO 40'ft HQ				
BF-BD2500-60	2500	2250		12M55D2230E331	S7L1D-G4		4790*1845*2270	ISO 40'ft HQ				
BF-BD2750-60	2750	2500		12M55D2420E311	S7L1D-G4		5400*1845*2500	ISO 40'ft HQ				
BF-BD3125-60	3125	2840		12M55D2700E311	ECO46-2L		5650*1900*2650	ISO 40'ft HQ				

Single Phase, 1500rpm, 230V, P.F.= 1.0			3 Phase, 1500rpm, 230/400V, P.F.= 0.8		Diesel Engine			Alternator	Control System	Dimension L*W*H (mm) Standard Soundproof
Model	Prime (kW/KVA)	Standby (kW/KVA)	Prime (kW/KVA)	Standby (kW/KVA)	Brand	Model	Emission	Stamford		
BF-K10S	7.5/7.5	8/8	8/10	8.8/11	Kubota	D1105-E2BG	Tier 2	S0L1-H	Standard: ComAp AMF9 LCD	1710*880*1350
BF-K13S	10/10	10.7/10.7	10.5/13	11.5/14.4		V1505-E2BG	Tier 2	S0L1-P		1710*880*1350
BF-K16S	12/12	13.2/13.2	12.5/15.6	13.7/17		D1703-E2BG	Tier 2	S0L2-F		1710*880*1350
BF-K20S	16/16	18/18	16.5/20	18.5/23		V2203-E2BG	Tier 2	S0L2-F		1910*880*1450
BF-K28S	22.5/22.5	25/25	22/27.5	24.8/31		V3300-E2BG	Tier 2	S0L2-P		1810*880*1450

Powered by Kubota | Stage II / Tier2

60 Hz

Single Phase, 1800rpm, 120/240V, P.F.= 1.0			3 Phase, 1800rpm, 277/480V, P.F.= 0.8		Diesel Engine			Alternator	Control System	Dimension L*W*H (mm) Standard Soundproof
Model	Prime (kW/KVA)	Standby (kW/KVA)	Prime (kW/KVA)	Standby (kW/KVA)	Brand	Model	Emission	Stamford		
BF-K10S-60	9/9	9.8/9.8	10/12.5	11/13.8	Kubota	D1105-E2BG	Tier 2	S0L1-H	Standard: ComAp AMF9 LCD	1710*880*1350
BF-K13S-60	12/12	13/13	13/16.3	14.3/18		V1505-E2BG	Tier 2	S0L1-P		1710*880*1350
BF-K16S-60	14/14	15/15	15/18.8	16.5/20.6		D1703-E2BG	Tier 2	S0L2-F		1710*880*1350
BF-K20S-60	19/19	20.5/20.5	20/25	22/27.5		V2203-E2BG	Tier 2	S0L2-F		1910*880*1450
BF-K28S-60	26.5/26.5	29/29	30/37.5	33/41.3		V3300-E2BG	Tier 2	S0L2-P		1810*880*1450

Powered by Kubota | Tier 4F

60 Hz

Single Phase, 1800rpm, 120/240V, P.F.= 1.0			3 Phase, 1800rpm, 277/480V, P.F.= 0.8		Diesel Engine			Alternator	Control System	Dimension L*W*H (mm) Standard Soundproof
Model	Prime (kW/KVA)	Standby (kW/KVA)	Prime (kW/KVA)	Standby (kW/KVA)	Brand	Model	Emission	Stamford		
BF-K10S-60EC	9/9	9.8/9.8	10/12.5	11/13.8	Kubota	D1105-E2BG	Tier 4F	S0L1-H	Standard: ComAp AMF9 LCD	1710*880*1350
BF-K13S-60EC	12/12	13/13	13/16.3	14.3/18		V1505-E2BG	Tier 4F	S0L1-P		1710*880*1350
BF-K16S-60EC	14/14	15/15	15/18.8	16.5/20.6		D1703-E2BG	Tier 4F	S0L2-F		1710*880*1350
BF-K20S-60EC	19/19	20.5/20.5	20/25	22/27.5		V2203-E2BG	Tier 4F	S0L2-F		1910*880*1450
BF-K28S-60EC	26.5/26.5	29/29	30/37.5	33/41.3		V3300-E2BG	Tier 4F	S0L2-P		1810*880*1450

Baifa Model	Power		Diesel Engine		Alternator	Control System	Dimension (L*W*H)mm		Fuel Cons	Displacement	Cylinder	Gov
	Standby KVA	Prime KVA	Brand	Model	Stamford		Open Type	Standard Soundproof	75%(L/H)	(L)		
BF16	16.5	15	FAW	D4-85G1 (4DW81-23D)	BF1D	Standard: ComAp MRS3 LCD	1400*650*1200	1910*880*1450	4.2	2.27	4	M
BF22	22	20		D4-90G1 (4DW91-29D)	BF1E		1400*650*1200	1910*880*1450	5.6	2.54	4	M
BF28	27.5	25		TD4-90G1 (4DW92-35D)	BF1F		1400*650*1200	1910*880*1450	6.8	2.54	4	M
BF33	33	30		TD4-90G2 (4DW92-39D)	BF1G		1400*650*1200	1910*880*1450	7.6	2.54	4	E
BF44	44	40		D4-102G2 (4DX21-53D)	BF1K		1800*750*1200	2290*1060*1680	10.7	3.86	4	E
BF55	55	50		TD4-102G2 (4DX22-65D)	BF2B		1800*750*1200	2440*1060*1680	12.2	3.86	4	E
BF66	66	60		TAD4-102G2 (4DX23-78D)	BF2C		2100*750*1200	2810*1140*1800	14.4	3.86	4	E
BF75	75	68		TD4-110G2 (CA4110/125Z-09D)	BF2CL		2100*860*1400	2810*1140*1800	16.7	4.75	4	E
BF95	94	85		TAD4-110G2 (CA4DF2-12D)	BF2D		2100*860*1400	2810*1140*1800	19.4	4.75	4	E
BF110	110	100		TD6-110G1-1 (CA6DF2D-14D)	BF3A		2450*860*1550	3230*1170*1800	22.8	6.55	6	E
BF142	142	130		TD6-110G1 (CA6DF2-17D)	BF3C		2450*860*1550	3230*1170*1800	29.0	7.13	6	E
BF165	165	150		TAD6-110G2 (CA6DF2-19D)	BF3D		2450*860*1550	3230*1170*1800	32.5	7.13	6	E

Powered by FAW | 440V, 1800RPM, 60Hz

60 Hz

Baifa Model	Power		Diesel Engine		Alternator	Control System	Dimension (L*W*H)mm		Fuel Cons	Displacement	Cylinder	Gov
	Standby KVA	Prime KVA	Brand	Model	Stamford		Open Type	Standard Soundproof	75%(L/H)	(L)		
BF16-60	17.5	16	FAW	4DW81-28D	BF1D	Standard: ComAp MRS3 LCD	1400*650*1200	1910*880*1450	5	2.27	4	M
BF22-60	27.5	25		4DW91-38D	BF1E		1400*650*1200	1910*880*1450	7.42	2.54	4	M
BF28-60	33	30		4DW92-42D	BF1F		1400*650*1200	1910*880*1450	8.51	2.54	4	M
BF40-60	44	40		4DX22-60D	BF1J		1800*750*1200	2290*1060*1680	10.6	3.86	4	M
BF55-60	66	60		4DX23-82D	BF2B		1800*750*1200	2440*1060*1680	15.68	3.86	4	M
BF75-60	88	80		CA4110/125Z-11D	BF2CL		2100*860*1400	2810*1140*1800	19.5	4.75	4	E
BF95-60	110	100		CA4DF2-14D	BF2D		2100*860*1400	2810*1140*1800	23.1	4.75	4	E
BF142-60	142	130		CA6DF2-18D	BF3C		2450*860*1550	3230*1170*1800	29.4	7.13	6	E
BF165-60	176	160		CA6DF2-21D	BF3D		2450*860*1550	3230*1170*1800	34.8	7.13	6	E



BaiFa® Marine Power

Characteristic

- More advanced, more reliable, more environmental friendly and cost efficient marine diesel generator.
- Rugged dependability, high quality and innovation make Baifa Cummins marine generators the power you can reply on.
- The ComAP marine control system equipped with self-monitoring capability and network communication.
- The easy to operate ComAP digital display provides diagnostics including engine and alternator information, self-diagnostic features.
- The Baifa Cummins marine generators can be installed with soundproof system to lower sound and vibration. Our soundproof canopy minimize noise and vibration.
- The Baifa Cummins marine generators have CCS certificates for both engine and alternator, the genset is satisfied with CCS certification. CCS belongs one of IACS members, for other certification, engine model might variate, controller will changed to COMAP DCU marine.
- Tailor design to suit every ship.

Auxiliary - Emergency - Deck application

Baifa Cummins Marine Genset | 400V, 1500RPM, 50Hz

Genset Model	50Hz Prime Rating	Cummins Marine Engine Model	Stamford Marine Alternator 50Hz Iusulation/Temp Rise H/H
BF-C50M	40Kw/50kva	4BTA3.9-GM47	UCM224E
BF-C63M	50Kw/63kva	6BT5.9-GM83	UCM224F
BF-C88M	70Kw/88kva	6BT5.9-GM83	UCM274D
BF-C113M	90Kw/113kva	6BTA5.9-GM100	UCM274E
BF-C125M	100Kw/125kva	6CT8.3-GM115	UCM274E
BF-C150M	120Kw/150kva	6CTA8.3-GM155	UCM274G
BF-C175M	140Kw/175kva	6CTA8.3-GM155	UCM274H
BF-C200M	160Kw/200kva	6LTAA8.9-GM200	UCDM274J
BF-C225M	180Kw/225kva	N855-DM	UCDM274K
BF-C250M	200Kw/250kva	N855-DM	HCM434D
BF-C313M	250Kw/313kva	N855-DM	HCM434E
BF-C350M	280Kw/350kva	N855-DM	HCM434F
BF-C400M	320Kw/400kva	K19-DM	HCM534C
BF-C450M	360Kw/450kva	K19-DM	HCM534D
BF-C500M	400Kw/500kva	K19-DM	HCM534E
BF-C625M	500Kw/625kva	K38-DM	HCM634G
BF-C700M	560Kw/700kva	K38-DM	HCM634H
BF-C825M	660Kw/825kva	K38-DM	HCM634J
BF-C875M	700Kw/875kva	K38-DM	HCM634K
BF-C1000M	800Kw/1000kva	K38-DM	PM734B
BF-C1188M	950Kw/1188kva	K50-DM	PM734C

Baifa Cummins Marine Genset | 440V, 1800RPM, 60Hz

IACS

Genset Model	60HZ Prime Rating	Cummins Marine Engine Model	Stamford Marine Alternator 50Hz Iusulation/Temp Rise H/H
BF-C50M-60	40Kw/50kva	4BTA3.9-GM65	UCM224D
BF-C63M-60	50Kw/63kva	4BTA3.9-GM65	UCM224F
BF-C80M-60	64Kw/80kva	6BT5.9-GM100	UCM224G
BF-C100M-60	80Kw/100kva	6BT5.9-GM100	UCM274C
BF-C125M-60	100Kw/125kva	6BTA5.9-GM120	UCM274E
BF-C138M-60	110Kw/138kva	6CT8.3-GM129	UCM274E
BF-C150M-60	120Kw/150kva	6CTA8.3-GM175	UCM274F
BF-C188M-60	150Kw/188kva	6CTA8.3-GM175	UCM274G
BF-C250M-60	200Kw/250kva	N855-DM	UCDM274J
BF-C313M-60	250Kw/313kva	N855-DM	HCM434D
BF-C338M-60	270Kw/338kva	N855-DM	HCM434E
BF-C375M-60	300Kw/375kva	K19-DM	HCM434F
BF-C450M-60	360Kw/450kva	K19-DM	HCM534C
BF-C500M-60	400Kw/500kva	K19-DM	HCM534D
BF-C563M-60	450Kw/563kva	K19-DM	HCM534E
BF-C625M-60	500Kw/625kva	K38-DM	HCM534E
BF-C750M-60	600Kw/750kva	K38-DM	HCM634G
BF-C825M-60	660Kw/825kva	K38-DM	HCM634H
BF-C910M-60	728Kw/910kva	K38-DM	HCM634
BF-C1063M-60	850Kw/1063kva	K38-DM	HCM634J
BF-C1438M-60	1150Kw/1438kva	K50-DM	PM734C

VTM7 / 9 Series Light Tower

	Standard Model	VTM7 G2000	VTM7 E800	VTM7 E1400	VTM9 G2000	VTM9 E1400
Dimensions	Height extended fully	7.15m (23' 6")	7.15m (23' 6")	7.15m (23' 6")	9m (29' 7")	9m (29' 7")
Engine	Model	Z482 Kubota	Z482 Kubota	Z482 Kubota	Z482 Kubota	Z482 Kubota
	Speed(rpm)	1500/1800	1500/1800	1500/1800	1500/1800	1500/1800
Mast & Lights	Light	4*500W MH	4*200W LED	4*350W LED	4*500W MH	4*350W LED
	Luminous flux	55000 Lm/Light	30000 Lm/Light	52500 Lm/Light	55000 Lm/Light	52500 Lm/Light
Other Features	Max. load in 40'	16	16	16	16	16

LM9 Series Lighting Tower

	Standard Model	LM9 G4000	LM9 E1400	LM9 E2000
Dimensions	Height extended fully	9m (29' 7")	9m (29' 7")	9m (29' 7")
Engine	Model	D1105 Kubota	Z482 Kubota	Z482 Kubota
	Speed(rpm)	1500/1800	1500/1800	1500/1800
Mast & Lights	Light	4*1000W MH (Oval)	4*350W LED	4*500W LED
	Luminous flux	110000 Lm/Light	52500 Lm/Light	75000 Lm/Light
Other Features	Max. load in 40'	12	12	12

VTH9 Series Light Tower

	Standard Model	VTH9 G4000	VTH9 G6000	VTH9 E1400	VTH9 E2000
Dimensions	Height extended fully	8.7m (28' 7")	8.7m (28' 7")	8.7m (28' 7")	8.7m (28' 7")
Engine	Model	D1105 Kubota	D1105 Kubota	Z482 Kubota	Z482 Kubota
	Speed(rpm)	1500/1800	1500/1800	1500/1800	1500/1800
Mast & Lights	Light	4*1000W MH	4*1500W MH (Rectangle & Duble-end)	4*350W LED	4*500W LED
	Luminous flux	110000 Lm/Light	140000 Lm/Light	52500 Lm/Light	75000 Lm/Light
Other Features	Max. load in 40'	8	8	8	8

FH9 Regular Series Light Tower

	Standard Model	FH9 E1200	FH9 E2800	FH9 E3600
Dimensions	Height extended fully	9m (29' 7")	9m (29' 7")	9m (29' 7")
Engine	Model	Z482 Kubota	D1105 Kubota	D1105 Kubota
	Speed(rpm)	1500/1800	1500/1800	1500/1800
Mast & Lights	Light	8*150W LED	8*350W LED	6*600W LED
	Luminous flux	22500 Lm/Light	52500 Lm/Light	90000 Lm/Light
Other Features	Max. load in 40'	4	4	4

V- Vertical T- Telescope L- Lift up F- Foldable M- Manual H- Hydraulic

7- 7 meter mast 9- 9 meter mast E- LED G- Metal Halide DC- DC 48V alternator

BaiFa Case

Wuxi Hitech Semiconductor

Peking Union Mecial Center- basement generator sets

Genesets for UN Peace-Keeping Force

2013 Samsung Electronics factory 4x2MW generator sets

Power plant project in Tanzania

Mining & desert application

Draining station standby gen-set

Myanmar shrimp farm power station

Rio tinto mine power station

Containerized & soundproof genset airfreight to Afica

Sri Lanka Lotus tower-highest in central Asia

Henan Sanmenxia power plant 12MW

Emergency generating truck

BaiFa Case



← Dubai,UAE marina gate standby set

Factory standby generator ↓

China National Petro → Corporation (CNPC)

Angola Lubango stadium ↓

Northern China highest ↓ building Tianjin 117

Botswana 70MW diesel power plant ↓

← Schenker logistic NSW warehouse Australia

↑ Airport backup generator

Crushing machine →

Qatar Millennium Hotel ↑

Tianjin data center →

Mongolia mining ↓

← Harbour project with trailer mobile Stage III genset

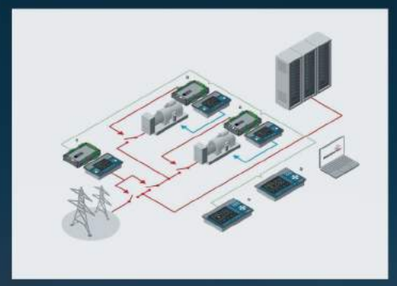

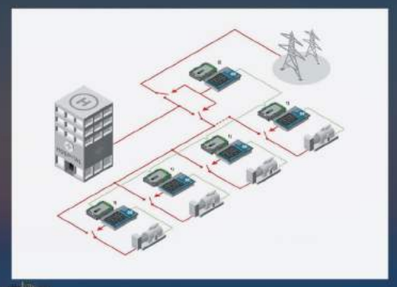

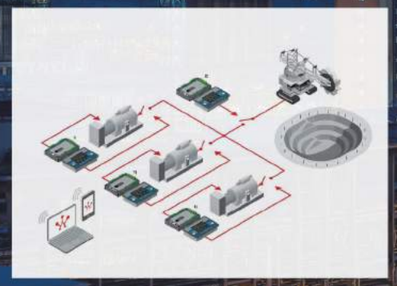

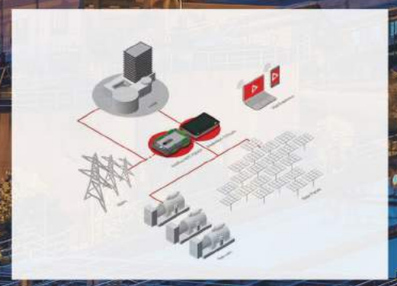

Comprehensive Solutions
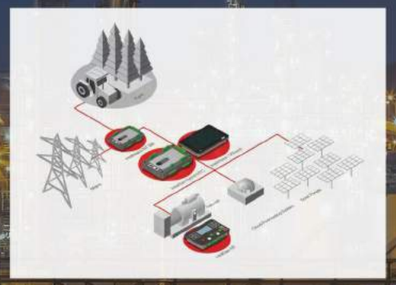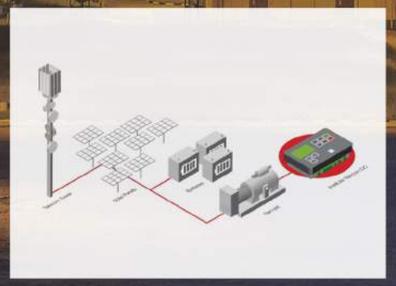
For Power Generation